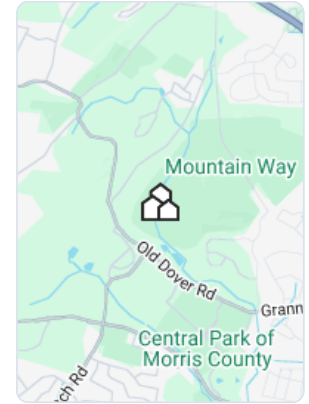


Market Trends

Property Type: SF + Condo/TH/Apt

January 2025

Market Type



Key Details

Months of Inventory	Sold to List Price %	Median Days in RPR	Median Sold Price
0.96 ↓ 12.73% MoM	102.4% ↓ 0.91% MoM	25 ↑ 31.58% MoM	\$650,000 ↑ 4.84% MoM

Realtors Property Resource®, LLC

Source: Listings

Median Estimated Property Value

February 2025

Property Type: SF + Condo/TH/Apt

Median Estimated Value

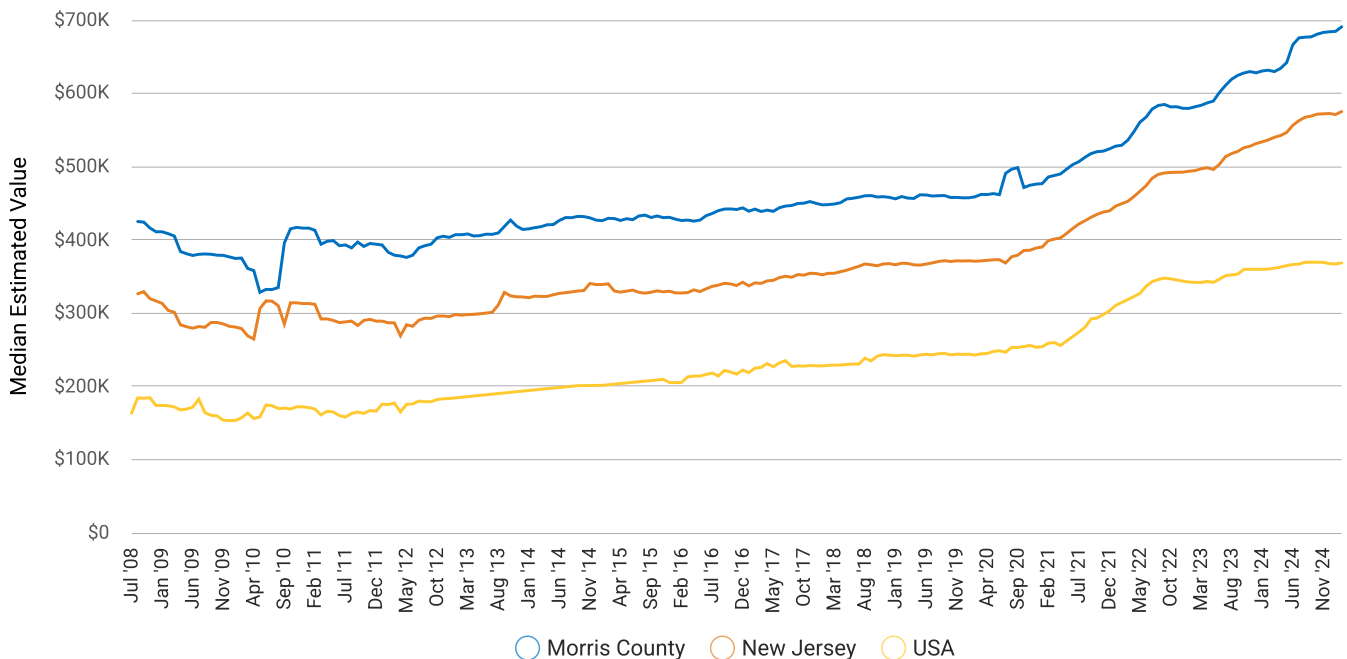
\$690,880

Last Month Change

+0.9%

12 Month Change

+9.4%



Realtors Property Resource®, LLC

Source: Public Records and Listings

New Listings

January 2025

Property Type: SF + Condo/TH/Apt

Median List Price

\$629,000

↑ 6.6% MoM

of Properties

334

↑ 48.4% MoM

Median \$/Sqft

\$343

↑ 0.9% MoM

Total \$ Volume

\$267,047,764

↑ 52% MoM

Median Living Area Sqft

1,944

↑ 4.8% MoM



Realtors Property Resource®, LLC

Source: Listings

Active Listings

January 2025

Property Type: SF + Condo/TH/Apt

Median List Price

\$675,000

↓ 2.9% MoM

of Properties

385

↓ 10.7% MoM

Median Days in RPR

32

↓ 40.7% MoM

Median \$/Sqft

\$348

↑ 2.4% MoM

Total \$ Volume

\$381,749,149

↓ 9.4% MoM

Median Living Area Sqft

2,032

↓ 2.1% MoM



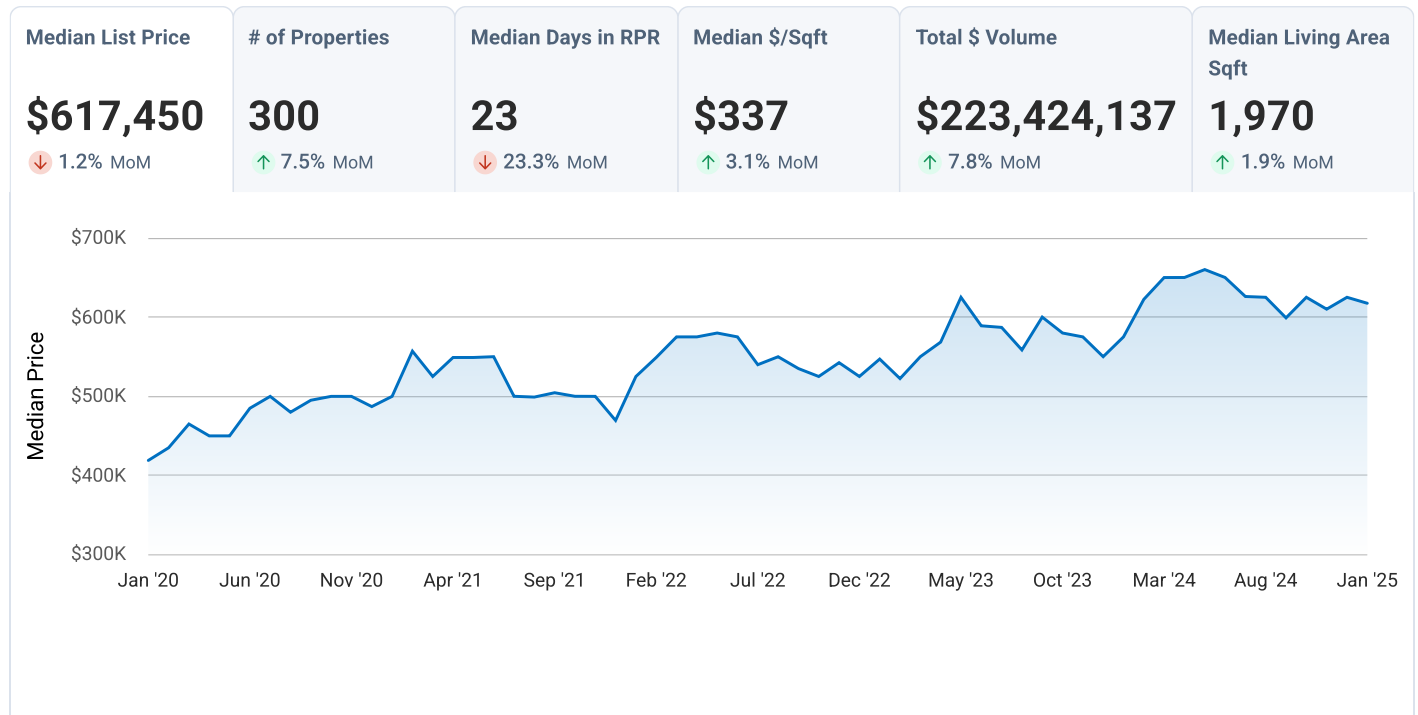
Realtors Property Resource®, LLC

Source: Listings

New Pending Listings

January 2025

Property Type: SF + Condo/TH/Apt



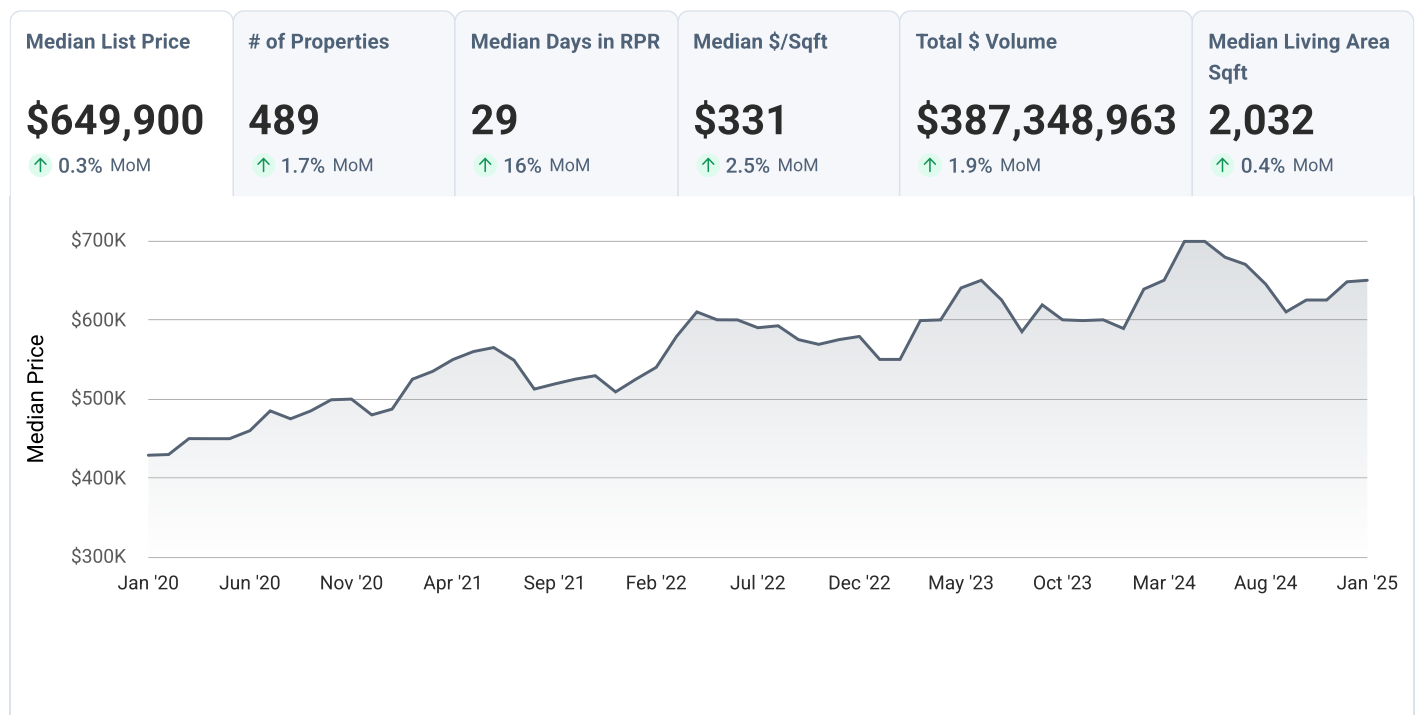
Realtors Property Resource®, LLC

Source: Listings

Pending Listings

January 2025

Property Type: SF + Condo/TH/Apt



Realtors Property Resource®, LLC

Source: Listings

Sold Listings

January 2025

Property Type: SF + Condo/TH/Apt

Median Sold Price

\$650,000

↑ 4.8% MoM

of Properties

296

↓ 29% MoM

Sold to List Price %

102.39%

↓ 0.9% MoM

Median Days in RPR

25

↑ 31.6% MoM

Median \$/Sqft

\$335

↓ 0.9% MoM

Total \$ Volume

\$228,188,030

↓ 28.9% MoM



Realtors Property Resource®, LLC

Source: Listings

Months Supply of Inventory

January 2025

Property Type: SF + Condo/TH/Apt

Months Supply of Inventory

0.96

Last Month Change

-12.7%

12 Month Change

-34.7%



Realtors Property Resource®, LLC

Source: Listings

Sold Public Records

January 2025

Property Type: SF + Condo/TH/Apt

Median Sold Price

\$616,500

↑ 0.7% MoM

of Properties

260

↓ 41.8% MoM

Median \$/Sqft

\$334

↑ 0.6% MoM

Median Living Area Sqft

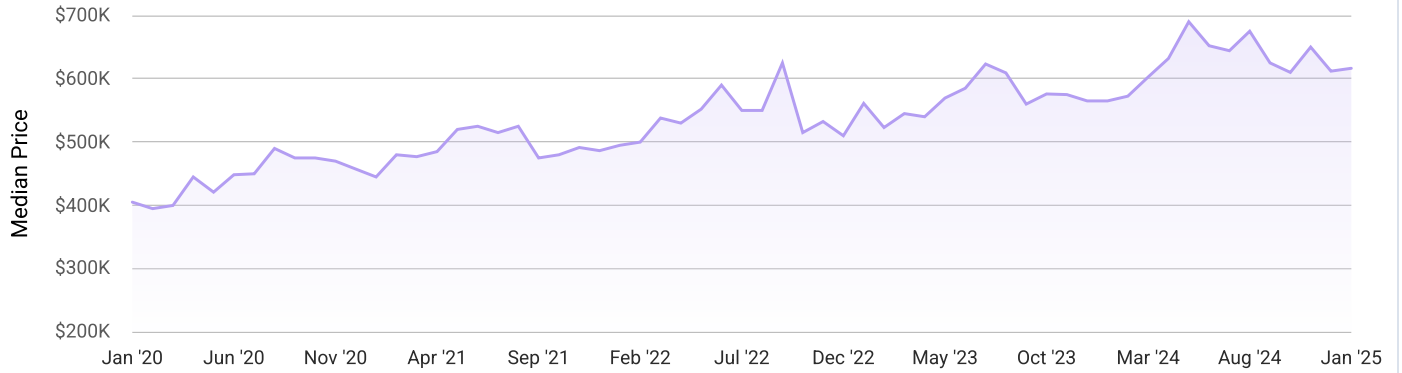
1,837

↓ 0.5% MoM

Total \$ Volume

\$184,688,236

↓ 50.4% MoM



Realtors Property Resource®, LLC

Source: Public Records